



UNIVERSITY MODEL SCHOOL

DR. B.R. AMBEDKAR UNIVERSITY, AGRA

HOLIDAY HOME WORK -2024-25

CLASS – III

ENGLISH LITERATURE :-





























1. Two pages of handwriting everyday in your English (Four lines) Notebook.
2. Read the poem & lesson 1 and learn the word meanings with spellings.
3. Write at least 5 new words everyday that you have learnt from your literature book and write it in the notebook made by you. Apart from education and activity classes, it is also important that children learn some life skills.
4. Learn and write the definition or Noun, Pronoun with example.

ENGLISH GRAMMAR :-

WORD BUILDING

Spelling Activity

Write the beginning blend or letter below each picture. Add them together to make a word. The first one has been done for you.

a.					=	shade			
	<input type="text" value="sh"/>	+	<input type="text" value="a"/>	+	<input type="text" value="d"/>	+	<input type="text" value="e"/>	=	<input type="text"/>
b.					=	<input type="text"/>			
	<input type="text"/>	+	<input type="text"/>	+	<input type="text"/>	+	<input type="text"/>	=	<input type="text"/>
c.					=	<input type="text"/>			
	<input type="text"/>	+	<input type="text"/>	+	<input type="text"/>	+	<input type="text"/>	=	<input type="text"/>
d.					=	<input type="text"/>			
	<input type="text"/>	+	<input type="text"/>	+	<input type="text"/>	+	<input type="text"/>	=	<input type="text"/>
e.					=	<input type="text"/>			
	<input type="text"/>	+	<input type="text"/>	+	<input type="text"/>	+	<input type="text"/>	=	<input type="text"/>
f.					=	<input type="text"/>			
	<input type="text"/>	+	<input type="text"/>	+	<input type="text"/>	+	<input type="text"/>	=	<input type="text"/>
g.					=	<input type="text"/>			
	<input type="text"/>	+	<input type="text"/>	+	<input type="text"/>	+	<input type="text"/>	=	<input type="text"/>

Name: _____

Thinking of words



Word	Synonym	Antonym
little		
hot		
happy		
loud		
fast		
kind		
clean		

हमारी हिन्दी :-

हिन्दी व्याकरण :-

- अध्याय-3, 4 के कठिन शब्द एवं प्रश्न/उत्तर याद करें।
- 10 पर्यायवाची शब्द, विलोम शब्द व अनेक शब्दों के लिए एक शब्द कौपी में लिखें व याद करें।
- 5 पंक्तियों में अपना परिचय लिखें।
- 5 पंक्तियाँ अपनी माँ के बारे में लिखिए।
- प्रतिदिन एक पृष्ठ हिंदी सुलेख लिखें।

MATHEMATICS :-

- Make a chart of numbers name (Spelling : 1 to 100)
- Make a chart of Tables - 2 to 10
- Make a chart of Roman Numerals - 1 to 50.
- Learn spelling 1 to 100 and Table – 2 to 20.

SCIENCE :-

1. Draw different phases of Moon on chart paper.
2. List some luminous and Non Luminous objects.
3. Make a chart of plant Eating Animals flesh eating animals.

SOCIAL SCIENCE :-

- Write name of Continents and Oceans in your notebook.
- Draw and colour – Globe/The Earth in your notebook.
- Mark the states of India. (On Political Map)
- Make a chart of Solar System.
- On a chart paper differentiate our metropolitan cities on the basis of clothes, Languages, Festivals, Food etc.

COMPUTER SCIENCE :-

- Make a chart on parts of computer.
- Draw keyboard and C.P.U. in notebook.
- Revise all the work done in book and notebook.
- Write down any 4 input devices and output devices in your notebook.
- Write full forms of – VDU, CRT, LCD, ALU in your notebook.

G.K. :-

- Make a chart showing – Different Sports, Inventions and Inventors (Page No. 54)

Art :-

- Make a chart – The Scenery